

Flexibility with Container Gardening



Linda Lucas, VCE-Master Gardener

James City Co./Williamsburg MG Association

September 22, 2010

Where to use containers?

- Inside with houseplants



Houseplant Propagation



© School Division, Houghton Mifflin Company

Even vegetables & herbs!

AeroGarden




chives

Parsley



mint



- **Small Patio, Deck or Balcony**






- **Courtyards**








Movable Gardens!



Why containers work well...

- Good for all types of planting...




annuals, perennials, bulbs,
tubers...






...vegetables

**Try Square
Foot
Gardening!**





• Easily changed with the season





- Extremely accessible






Raised Gardens





CelluGRO
"Abundant Harvest" planter

(CelluGRO.com)



Terra Cotta Containers



Plastic & Composite Containers





Mayan planter



Use your imagination!






Self-watering Containers




www.earthbox.com









Planting a Self-watering Container



- Assemble the container
- Fill with potting mix
- Mix in fertilizer...and calcium for tomatoes
- Plant seeds or seedlings
- Water thru the tube!

Important for Containers...

- Location, location, location!



- Appropriate pots



- Light-weight potting mix



Important for Containers...

- Appropriate plants



- Good maintenance...
 - ✓ monitor
 - ✓ water!
 - ✓ check for problems







www.jccwmg.org
or
757-564-2175

